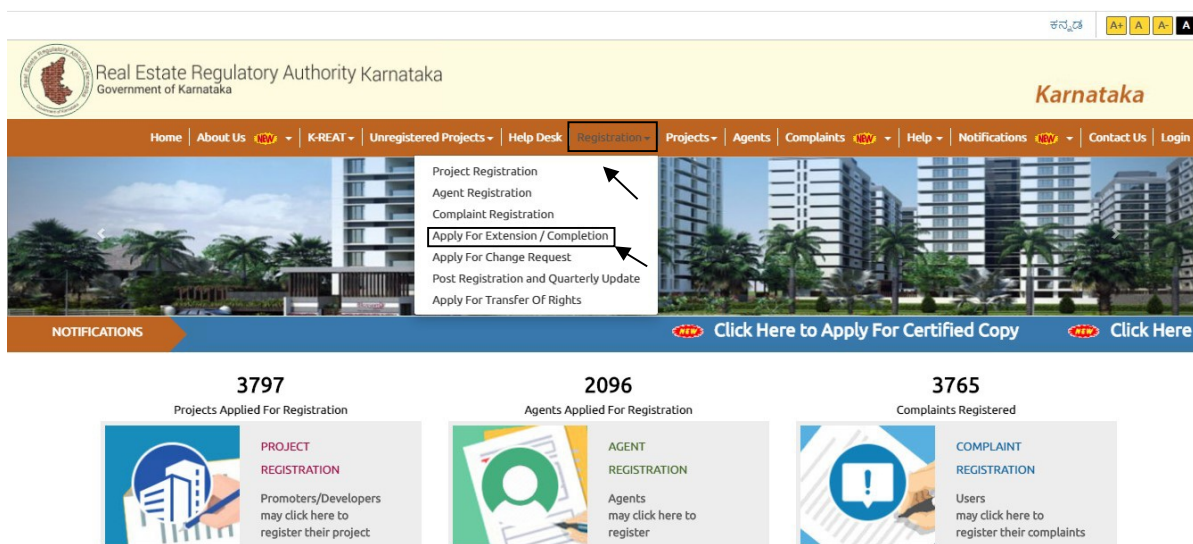


REAL ESTATE REGULATORY AUTHORITY KARNATAKA

# **User Manual – Extension of Project Registration As on 14/02/2020**

This document contains step by step instructions to fill the application form for Extension of the Project Registration / Completion of Project Registration

**Step 1:** To apply for Extension of Project Registration visit the RERA Portal click on the Registration Tab and below again click on the Apply for Extension / Completion.



**Step 2:** The login screen will appear for logging in considering RERA Registration number as key factor. And for reference user can download

- Checklist of Key information/document required
- Extension User Manual
- Certificate format by clicking on respective link.

## User Manual –Extension of Project Registration

**Step 3: Enter RERA Registration number and enter the OTP sent to the user E-mail and Mobile number and click on Login**

The screenshot shows the RERA Karnataka website interface. At the top, there is a header with the RERA logo, the text "Real Estate Regulatory Authority Karnataka Government of Karnataka", and the word "Karnataka". Below the header is a navigation bar with links: Home, About Us, K-REAT, Unregistered Projects, Help Desk, Registration, Projects, Agents, Complaints, Help, Notifications, Contact Us, and Login. The main content area displays the "Login Form" with a note: "NOTE: One Time Password has been sent to rera@sobha.com." The form includes two input fields: "RERA Registration Number" and "One Time Password". Below these fields is a "Login" button. The footer contains "RTI Links" and "Visitor No. 4112174".


**Step 4: After Logging in, read the Important points.**

The screenshot shows the RERA Karnataka website interface after logging in. The header and navigation bar are the same as in the previous screenshot. The main content area displays the "Important points to remember before filing the application" section. It contains a list of six points:

1. Refer RERA Act and Rules before filing the application.
2. All the measurement of areas should be provided in MKS system of units (meter, sq. meter, cubic meter etc., whichever applicable).
3. If any promoter provides false information or contravenes the provisions of Section 4, Promoter shall be liable to pay a penalty which may extend up to 5% of the estimated cost of the real estate project as determined by the Authority as per the RERA Act Section 60.
4. The Promoter has to apply for Extension of project registration, within 3 months prior to the registration granted.
5. At any given time, the Promoter shall maintain only one scheduled bank account for each project with minimum of 70% of the amount released for the real estate project from the allottee will have to be used only for the construction. (Refer Section. 4(2) (I) (D) of the Act and Rule 4(5) & 5).
6. Please submit post registration and quarterly update before Applying for Completion of projects.

Below the list, there are two buttons: "Click Here To Apply For Extension" and "Click Here To Apply For completion".

A. To Apply For Completion Click on Apply For Completion Button and Fill the Completion Form By uploading Occupancy Certificate, Completion Certificate, Registered Agreement of Sale and Registered conveyance deed for an individual unit along with their Dates.



Home / Apply For Completion Of Project

Sl No.	Certificate	Date	Upload
1	Occupancy Certificate	Date dd/mm/yyyy	Choose file No file chosen
2	Completion certificate	Date dd/mm/yyyy	Choose file No file chosen
3	Registered Agreement of Sale	Date dd/mm/yyyy	Choose file No file chosen
4	Registered conveyance deed for an individual	Date dd/mm/yyyy	Choose file No file chosen

[Submit](#)

1  
Extension Details

2  
Payment

3  
Confirmation

Confirmation

Application for Completion of Project bearing Registration Number  has been submitted Successfully.

## B. To Apply For Extension Click on Apply for Extension Button and Fill The Form.

**Step 5:** The Project details will be auto filled and proposed end date of the Project need to be filled along with Plan renewal details and Project current site photo and fill all the details applicable along with mandatory details.

ಮೂಲ ಪುಟ | ಕೆಲವು ವಿವರಗಳು **NEW** | ಕೆ-ಆರ್‌ಎವಿ | ನೋಂದಾಯಿಸಿದ ಯೋಜನೆಗಳು | ಸಹಾಯವಾಣಿ | ನೋಂದಣಿ | ಯೋಜನೆಗಳು | ಐಜಿಎಕ್ಸ್ | ದೂರದರ್ಶನ **NEW** | ಸಹಾಯ | ಪ್ರಶ್ನೆ **NEW** | ಸಂಪರ್ಕ

Apply For **Extension for Project Registration Form**

1  
Extension Details
2  
Payment
3  
Confirmation

**Project Details**

RERA Registration Number\*  Project Name\*   
Promoter / Company Name\*  Project Type\*   
Promoter / Company Address\*

**Project Plan Details**

NOTE : Project cannot be extended for more than one year, for the respected project 01-04-2020 will be expected end date.

Project End Date(Previous)\*  Project End Date(new)\*  dd-mm-yyyy  
Project plan renewed ? \* ☐ Yes ☐ No  
Project's current site photo\*  No file chosen  
Reason For Delay\*  Relevant Document\*  No file chosen  
Add More

**Current Project Details**

Architect Certificate for Work Completion Schedule till Date\*  No file chosen  
Engineer Certificate for Work Completion Schedule till Date\*  No file chosen  
CA Certificate for Funds Utilization\*  No file chosen  
Project Registration Certificate\*  No file chosen

## User Manual –Extension of Project Registration

Proposed Project Completion Details

Architect Certificate for Pending Work Completion Schedule\*

Choose File No file chosen

Engineer Certificate for Pending Work Completion Schedule\*

Choose File No file chosen

CA Certificate for Funds required for Project Completion\*

Choose File No file chosen

Affidavit (Refer Downloads for Format)\*

Choose File No file chosen

Latest Encumbrance Certificate\*

Choose File No file chosen

Whether any compensation is provided for the Buyer?

☐ Yes ☐ No

whether 2/3rd consent from the allottees has taken? \*

☐ Yes ☐ No

Details Of Sold/ Un-sold Units\*

Choose File No file chosen

[click here to download Sold/ Un-sold Excel and upload](#)

NOC Details

NOC Name\*

--select--

NOC Expired Date\*

dd-mm-yyyy

Renewed ? \*

☐ Yes ☐ No

Add More

Supporting Documents (Relevant)

DELETE

Caption:

Attachment:

Choose File No file chosen

Add more

Next

**Step 6:** After all the above details and submitting by clicking Next, the Extension payment form will open with promoter name and Amount will be auto-filled. And click on “click here for Online payment”.

**Note :** Payment will be 50% of the RERA Registration Amount

## User Manual –Extension of Project Registration

Real Estate Regulatory Authority Karnataka  
Government of Karnataka

Karnataka

Home | About Us | K-REAT | Unregistered Projects | Help Desk | Registration | Projects | Agents | Complaints | Help | Notifications | Contact Us | Login

Home / Project Extension Payment

1 Extension Details 2 Payment 3 Confirmation

Extension Payment Form

Payment

It is mandatory To Use Only E-Payment option.  
[Click here for Online Payment User Manual](#)

Promoter Name Citrus Properties Private Limited

Amount (INR)\*

[Click Here For Online Payment](#)

Previous

**Step 7:** Payment page will open here the users should select the Mode of payment and select the remittance bank and Enter the captcha code and submit.

Home

ಪಾವತಿ ವಿವರಗಳು \ Payment Details

ಪಾವತಿ ವಿಧ  
Mode of Payment

Enter CAPTCHA Code

HFDTBM

ಸಲ್ಲಿಸು \ Submit ಮರುಜೋಡಿಸು \ Reset

Home

ಪಾವತಿ ವಿವರಗಳು \ Payment Details


ಪಾವತಿ ವಿಧ  
Mode of Payment

ಸಂದಾಯ ಮಾಡುವ ಬ್ಯಾಂಕ್  
Remittance Bank

Enter CAPTCHA Code

HFDTBM

ಸಲ್ಲಿಸು \ Submit ಮರುಜೋಡಿಸು \ Reset

Home 

### ಪಾವತಿ ವಿವರಗಳು \ Payment Details


ಪಾವತಿ ವಿಧ \*


ಸಂದಾಯ ಮಾಡುವ ಬ್ಯಾಂಕ್

Remittance Bank




Enter CAPTCHA Code

**Step 8:** After completion of payment confirmation page will open.

ಕನ್ನಡ 

 Real Estate Regulatory Authority Karnataka  
Government of Karnataka

**Karnataka**

Home | About Us  | K-REAT | Unregistered Projects | Help Desk | Registration | Projects | Agents | Complaints  | Help | Notifications  | Contact Us | Login

Home / Apply For Extension Of Project

1 Extension Details 2 Payment 3 Confirmation

**Confirmation**

Application for Extension of Project bearing Registration Number  has been submitted Successfully.

RTI Links | Visitor No. 4112173